

世界那麼大，
亞太伴您闖天下。



APT Satellite Holdings Limited
Stock code: (1045)

2024 Annual Results

2025.03.13

目錄

CONTENT

PART 1 Financial Highlights

PART 2 Satellite Fleet

PART 3 Business Prospects

APSTAR
by APT Satellite





Financial Highlights

PART 1

Financial Highlights

	2024	2023	Change
	(HK\$ M)	(HK\$ M)	(%)
Revenue	785	834	-5.9%
Profit for the year	202	238	-14.9%
Profit Attributable to Equity Shareholders	205	238	-13.6%

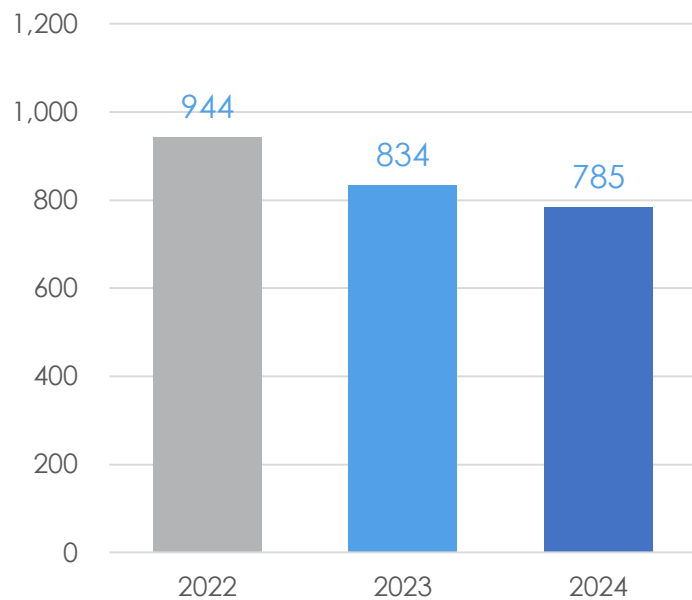
Dividend

The Board has resolved to declare a final dividend of HK 6.5 cents per share for the financial year ended 31 December 2024.

Annual Results

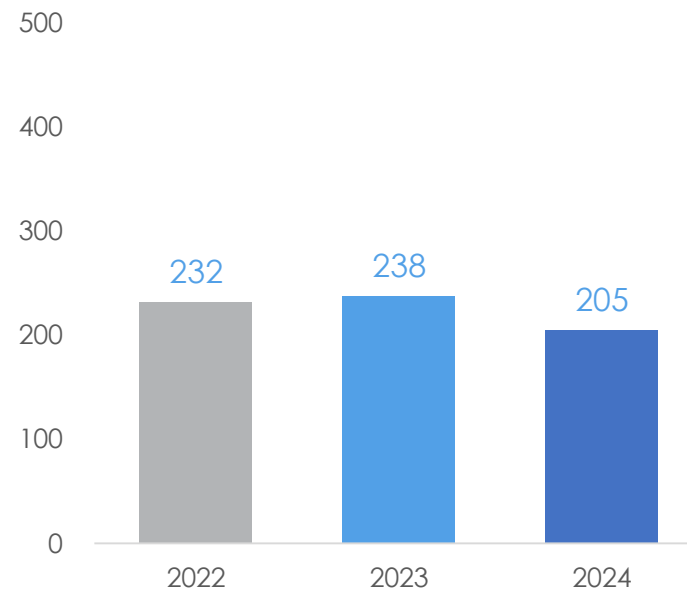
Revenue

HK\$ million



Profit Attributable to Equity Shareholders

HK\$ million

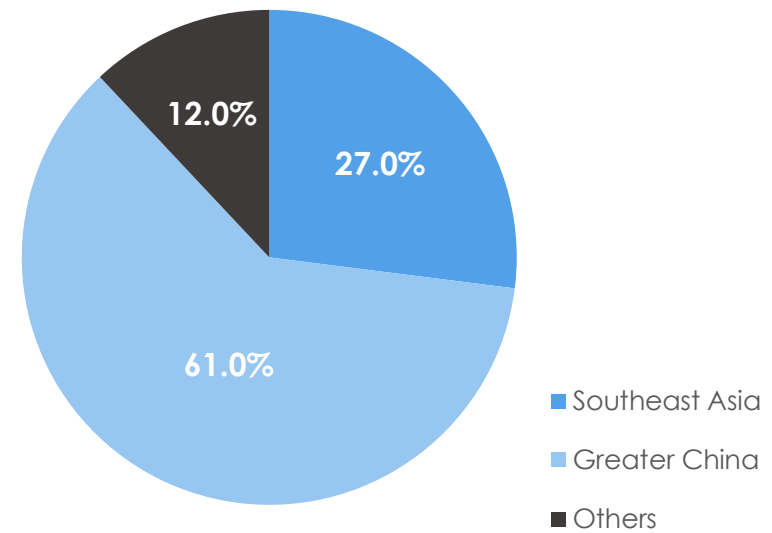
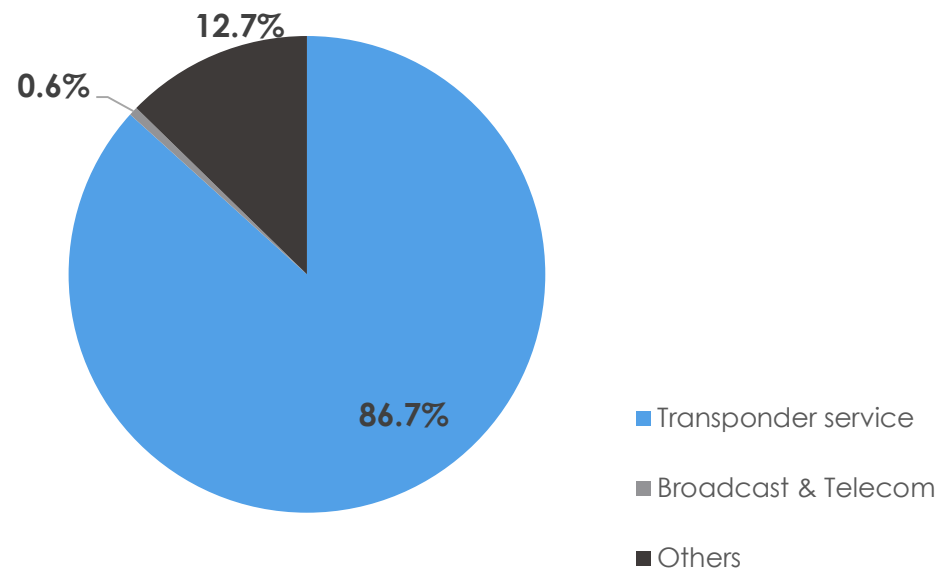


Consolidated Statement of Profit or Loss

(HK\$ million)	2024	2023	% Change
Revenue	785	834	-5.9%
Cost of Services	(501)	(478)	4.6%
Gross Profit	284	356	-20.1%
Other Net Income	111	88	26.4%
Valuation Loss on Investment Properties *	-	-	66.9%
Administrative Expenses	(100)	(100)	0.6%
Profit from Operations	295	344	-14.2%
Share of loss of an associate	(58)	(59)	-2.2%
Fair Value Changes on Financial Instruments	1	-	-
Financial Costs	(5)	(6)	-12.3%
Profit Before Taxation	233	279	-16.4%
Income Tax	(31)	(41)	-25.2%
Profit for the Year	202	238	-14.9%
Owners of the parent	205	238	-13.6%
Non-controlling interests	(3)	-	-
Basic & Diluted Earnings per share (HK\$ cents)	22.10cents	25.59cents	-13.6%

* For the year ended 31 Dec 2024, the valuation loss on investment properties is \$631,000 (2023: \$378,000).

Turnover Breakdown

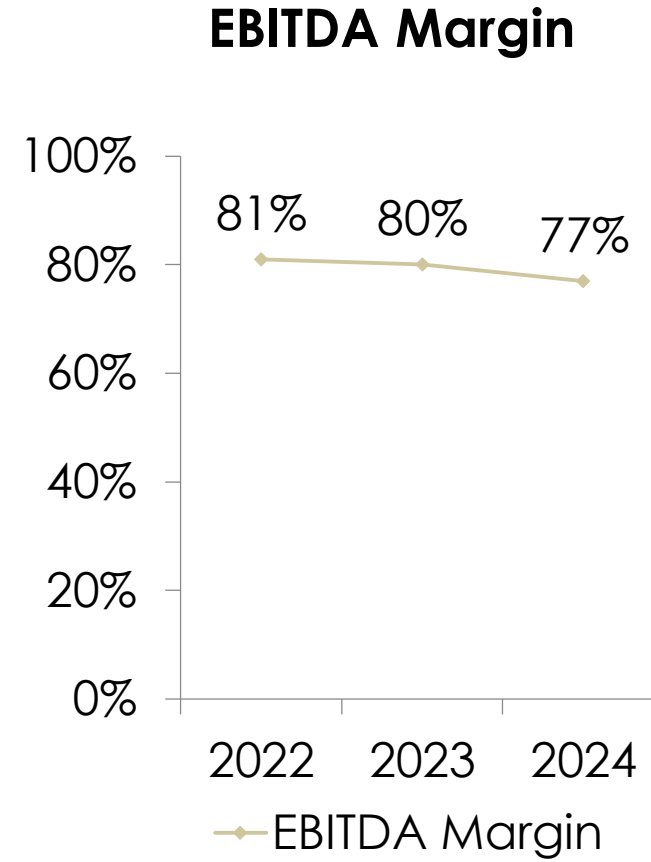
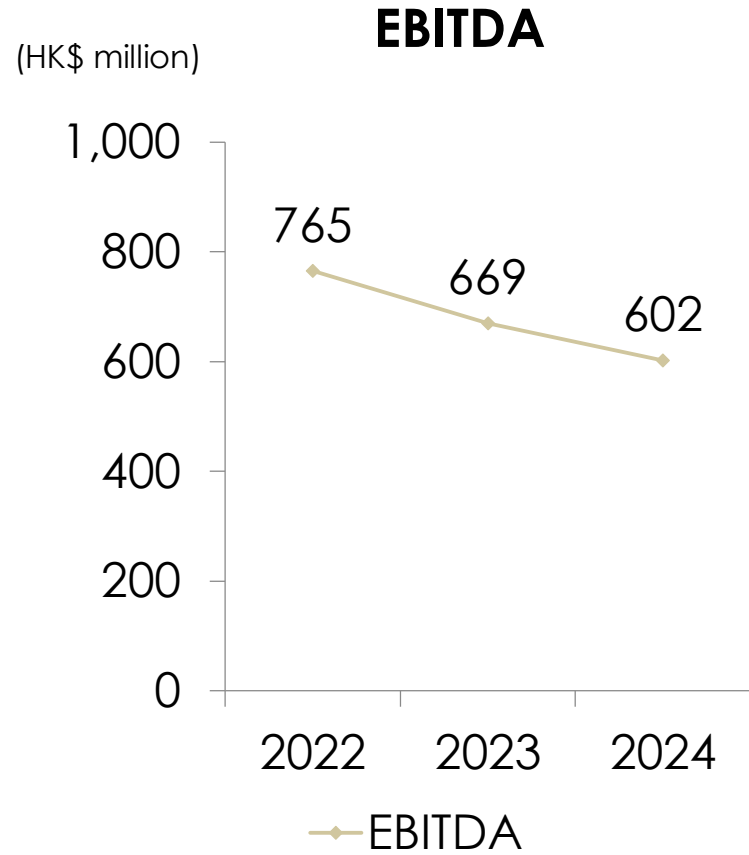


Note: Greater China includes Mainland China, Taiwan, Macau and Hong Kong

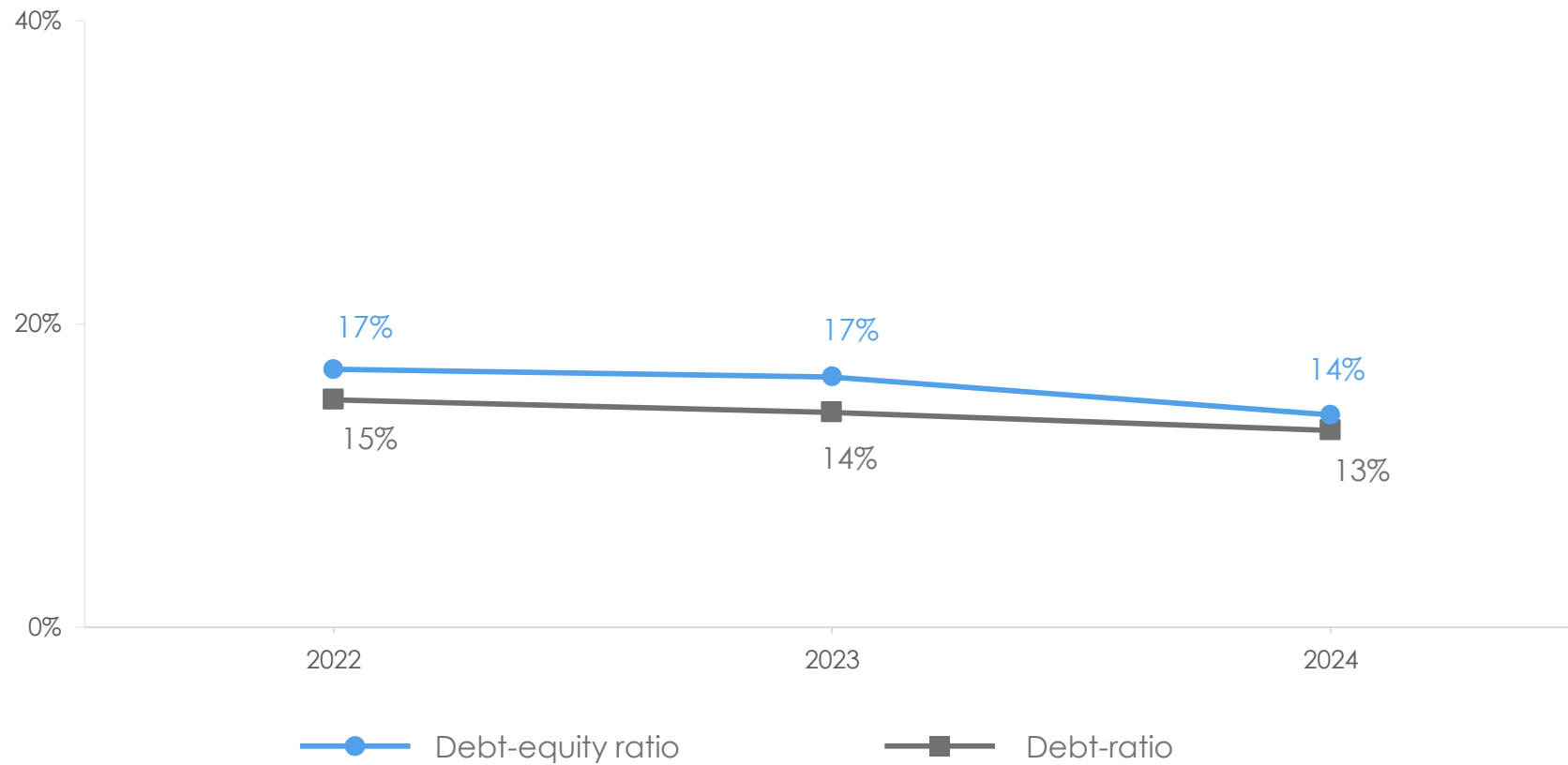
Financial

Asset & Liabilities	2024 (HK\$ million)	2023 (HK\$ million)
Total Assets	6,966	7,085
Total Liabilities	877	1,005
Cash		
Free Cash	2,448	2,149
Capital Commitment		
Contracted for in respect of acquisition of property, plant and equipment	126	170

Key Financial Metrics



Key Financial Metrics





Satellite Fleet

PART 2

In orbit Satellite Fleet - covers 75% of world's population

	Launch Year	Platform	Transponder Number or throughput	Frequency Band	Orbital Slot
APSTAR-5C*	2018	FS-1300	63	C/Ku/Ka	138E
APSTAR-6C	2018	DFH-4	45	C/Ku/Ka	134E
APSTAR-7	2012	Spacebus 4000C2	56	C/Ku	76.5E
APSTAR-9	2015	DFH-4	46	C/Ku	142E
APSTAR-6D#	2020	DFH-4E	>50Gbps	Ku/Ka	134E
APSTAR-6E^	2023	DFH-3E	>30Gbps	Ku/Ka	134E

* APSTAR-5C is jointly operated by APT and Telesat

APSTAR-6D is operated by APT Mobile Satcom Limited

^ APSTAR-6E is operated by APSTAR Alliance Satcom Limited



Business Prospects

PART 3

Business Prospects

- Looking forward to Year 2025, the market remain oversupplied and fierce competition continues.
- The Group will expand satellite-based service markets and businesses on a larger scale.
- The Group has made a satisfied achievement in the utilization of HTS capacity on APSTAR-5C in South East Asia, which is one of Group's key markets.
- The successful launch and operation of APSTAR-6D (operated by APT Mobile Satcom Limited, an associate of the Group) has further expanded the Group's HTS capability to the whole Asia Pacific region.
- The successful launch and operation of APSTAR-6E (operated by APSTAR Alliance Satcom Limited, an associate of the Group) will further expand the Group's HTS capability in South East Asia, which is one of Group's key markets.

Services



Transponder Leasing Service



Satellite Broadcast Service



Teleport & Network Service



Data Center Service

Ground Facilities

Satellite Control Centre

Control & monitor 5 satellites
7x24 TTC function



Satellite Access Centre

Carrier Signal monitoring (CSM)
Transponder spectrum management
Customer technical support



Network Operation Centre

VSAT network
Data center / colocation services

TV Broadcast Centre

Digital TV payout / DVB platform
Uplink / Turnaround
Occasional use (OU) services

Disclaimer

- These materials have been prepared by APT Satellite Holdings Limited ("APT") solely for information use during its presentation. It may not be reproduced or redistributed to any other person without the permissions from APT. By attending this presentation, you are agreeing to be bound by the foregoing restrictions.
- It is not the intention to provide, and you may not rely on these materials as providing, a complete or comprehensive analysis of the company's financial or trading position or prospects. The information and opinions in these materials are provided as at the date of this presentation and are subject to change without notice. None of the Company nor any of its respective affiliates, advisors or representatives shall have any liability whatsoever (in negligence or otherwise) for any loss howsoever arising from any use of these materials.
- The information in this material contains certain forward-looking statements. These include statements regarding outlook on future development schedules, business plans and expectations of capital expenditures.
- These statements are based on current expectations that involve a number of risks and uncertainties which could cause actual results to differ from those anticipated by the Company.
- The materials and information in the presentations and other documents are for informational purposes only, and are not an offer or solicitation for the purchases or sale of any securities or financial instruments or to provide any investment service or investment advice.



THANK YOU



APT Satellite Holdings Limited

Investor Relations

ir@apstar.com

+852 2600 2100

22 Dai Kwai Street, Tai Po Industrial Estate, Tai Po, New Territories, Hong Kong